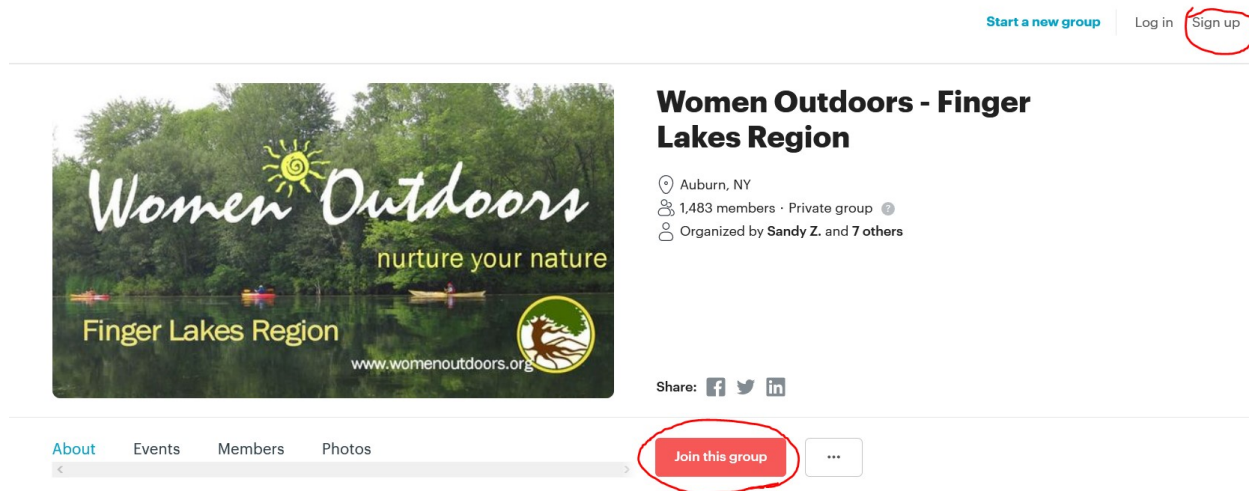


# Joining Meetup

From your desktop

Click on this link: <https://www.meetup.com/Women-Outdoors-Finger-Lakes/>

What you see if you're not a Meetup Member.



The screenshot shows the Meetup group page for "Women Outdoors - Finger Lakes Region". At the top right, there are links for "Start a new group", "Log in", and "Sign up" (circled in red). The group banner features a scenic image of a lake with trees and a sun, with the text "Women Outdoors nurture your nature" and "Finger Lakes Region". Below the banner, the group details are listed: "Auburn, NY", "1,483 members · Private group", and "Organized by Sandy Z. and 7 others". There are social sharing icons for Facebook, Twitter, and LinkedIn. At the bottom of the page, there are tabs for "About", "Events", "Members", and "Photos", and a red "Join this group" button (circled in red) next to a three-dot menu icon.

Click on either link shown above to get this.

These instructions will follow the **Sign up with email** selection, but feel free to use whichever you prefer.



## Sign up

Already a member? [Log in](#)



Continue with Facebook



Continue with Google



Continue with Apple



Sign up with email

For your **name**, enter your full name, first name, nick name, or initials – your choice. But remember, your friends want to know that you have RSVP'd. So, use a name (or photo) that will allow them to recognize you. This is especially important if you are leading!

Enter your **email and a password**. This does NOT need to be the email you use for Women Outdoors. So, if you have more than one, pick the one that you would like to be getting notices on (unless you also install the phone app and select phone notifications).

### Your name

Rosie Z

Your name will be public on your Meetup profile.

### Email address

[Redacted email address]


We'll use your email address to send you updates

### Password ?

..... 





### Location

 Waterloo, US

We'll use your location to show Meetup events near you.

### Age ?

I am 18 years of age or older.

 I'm not a robot   
reCAPTCHA  
Privacy - Terms

**Sign up**

By signing up, you agree to [Terms of Service](#), [Privacy Policy](#), and [Cookie Policy](#).

Already a member? [Log in](#)

Your email must be valid, so you will then see this:



## Almost done!

Please check your inbox. We just sent an email to [sandy.zohari@omail.ai](mailto:sandy.zohari@omail.ai) to verify your email address. You must click the link in that email to finish signing up.

Haven't received an email? Try searching your spam or Social folder. If you do not receive the message in the next hour, you can [request another verification email](#).

Click the Verify account button in the email



## Almost there!

You're a click away from becoming a Meetup member. Verify your email to attend events and join groups like Women Outdoors - Finger Lakes Region.

[Verify account](#)

You will be asked to add a profile photo. **Why you should upload a photo with your full face:**

- If you are leading a trip/event, it lets attendees know who to look for.
- If you are attending, it helps the leader find you

Click on Upload photo to navigate to a folder on your PC that has a photo that you want to use (you may need to edit it first). Or you can just drag and drop your photo.

After uploaded, select Save photo

And then you can answer our questions.

## Join this group

### Profile photo



### Add a photo

Drag and drop photo or click the button below to select a photo you'd like to upload.

[Upload photo](#)

What's your favorite outdoor activity?

What else do you like to do in the outdoors?

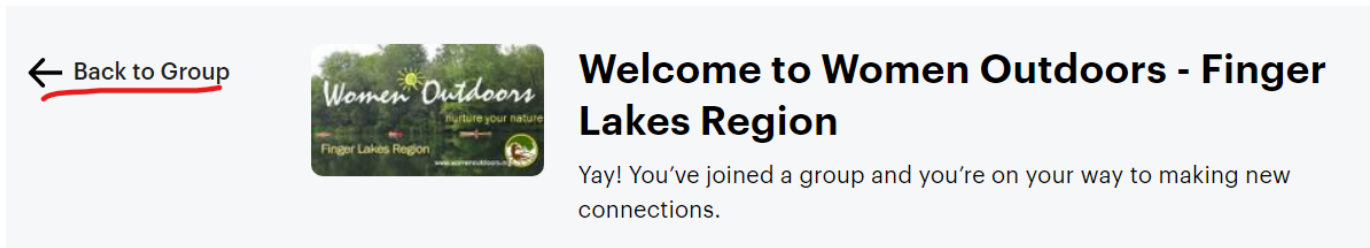
Is there an outdoor skill that you'd like to learn?

Are you a woman? This group is for women only.

Your answers to these [profile questions](#) will be visible to anyone in this group.

[Next](#)

After scrolling through some annoying offers (accept or reject – up to you), you finally arrive here:



The screenshot shows a navigation bar with a red underline under the 'Back to Group' link. Below it is a group banner for 'Women Outdoors - Finger Lakes Region' with the tagline 'Rediscover your nature'. To the right, a large heading reads 'Welcome to Women Outdoors - Finger Lakes Region' followed by a welcome message: 'Yay! You've joined a group and you're on your way to making new connections.'

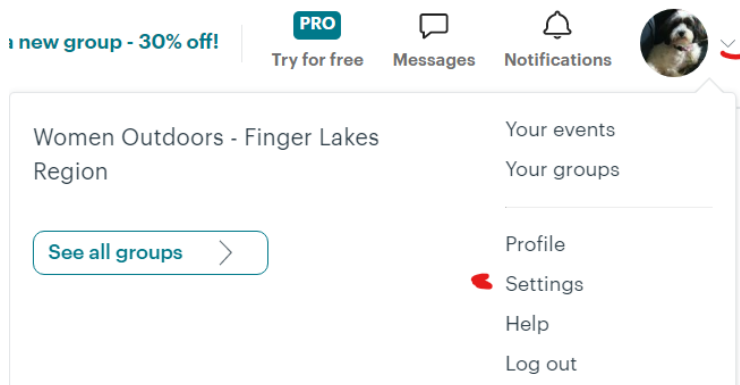
Click on Back to Group to get to our main meetup page.

## Other Meetup Groups

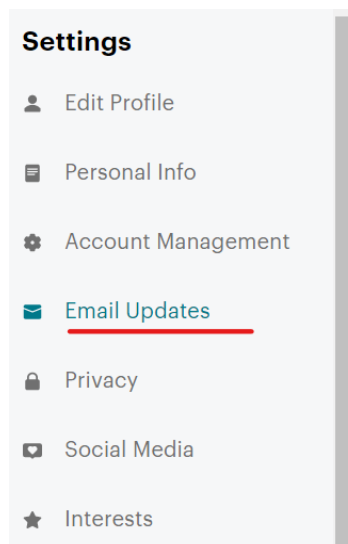
If you'd like to use Meetup to find other groups, then you might want to add interests, and then you can hide the meetup groups you join, from the other Meetup groups. But if you're just joining for us, there is nothing that you Need to do.

## Your Personal Settings

If you select **Settings**, you can choose what notifications/emails that you want to get, as well as manage other settings.



The screenshot shows a user's profile menu. At the top, there are icons for 'PRO' (Try for free), 'Messages', 'Notifications', and a profile picture. Below the profile picture is a dropdown menu with the following options: 'Women Outdoors - Finger Lakes Region' (with a 'See all groups' button), 'Your events', 'Your groups', 'Profile', 'Settings' (highlighted with a red dot), 'Help', and 'Log out'.



The screenshot shows the 'Settings' menu. The 'Email Updates' option is highlighted with a red underline. Other options include 'Edit Profile', 'Personal Info', 'Account Management', 'Privacy', 'Social Media', and 'Interests'.

## Email updates

Select what email updates you get about your activity, events, and groups. When certain push notifications are on, we skip sending the same info via email. [Learn more.](#)

## Updates from Meetup

Control what types of email notifications from Meetup you get.

### Messages

Email me when someone sends me a message



### Replies to my comments



If you're NOT using the phone app, then be sure to select these email updates at a minimum:

## Updates about your groups

Select which groups you'd like to receive email updates from.

Women Outdoors - Finger Lakes Region



Edit

## Women Outdoors - Finger Lakes Region

Turn off all notifications

New event announcements



My RSVP is confirmed



Changes to event time or location



But you may want to select some of the others as well.

If you're an **event organizer (trip leader)**, be sure to also select:

RSVPs to events you're hosting



If you also download the phone app, you can then select to only get notifications on your phone instead of email.

The screenshot shows the 'Mobile Notifications' settings page. On the left, there is a sidebar with options: 'General', 'Email Updates', 'Mobile Notifications' (highlighted in blue), and 'Privacy'. The main content area is titled 'Push Notifications' and contains the text: 'Download the Meetup app to get instant updates on your phone or tablet'. Below this text are two buttons: 'Download on the App Store' and 'GET IT ON Google Play'.

Check out the other options in Settings to make your account as private as you would like.

To see what we have listed, and RSVP, etc., just click back on our group link.

<https://www.meetup.com/Women-Outdoors-Finger-Lakes/>

**Let me know if you have any questions!**

Sandy Zohari [fingerlakes@womenoutdoors.org](mailto:fingerlakes@womenoutdoors.org)